

OPENING A COMBINATION LOCK


To complete each step, place your lock on the picture.

1.



Turn the dial 3 times to the right. Stop at the first number.

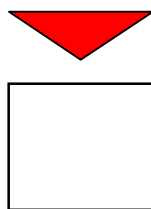
2.



Turn the dial to the left, passing the first number and ending at the second number.

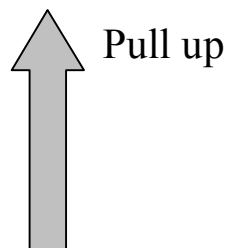
3.

Turn to last number



Turn the dial to the right to your last number.

4.



Shackle



That's it! Pull up on the shackle to open the lock.